

IM8500

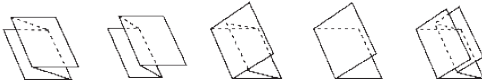
Reliable inline pressure seal system.

Specifications

Speed, forms per hour	Up to 7,000 standalone*
Form sizes, inches	Up to 14 depth, up to 9 width
Paper weight, pounds	16-30
Feeder capacity, sheets	700 in standalone mode
Dimensions (W x L x H)	17 x 24 x 15
Weight, pounds	106
Electrical requirement	110v AC

*Printer dependent

Fold setting:




Quick set manual fold setting. Reverse friction roller infeed type. Job counter and batch counter. Automatically detects singulates, and corrects double feeds without any operator intervention for increased productivity. Stacking capacity of 350 sheets or 650 sheets with the optional side conveyor.

Features




DUAL PURPOSE INLINE & STANDALONE

Can be converted to run as a standalone machine allowing forms to be loaded from other printers into the large feed table.



AUTO-EXTENDING CONVEYOR STACKER

Optional conveyor extends automatically depending on number of forms being processed.



RELIABLE INTERFACE

The IM8100 integrates easily to many leading laser printers with rear exits.

MBM
CORPORATION


IDEAL.MBM
CORPORATION

WWW.MBMCORP.COM
TEL: 800-223-2508

WWW.IDEAL-MBM.COM
TEL: 800-387-2528



All technical data is approximate and subject to change. © MBM Corporation, 03/2020