

TRIUMPH®

1135

The Triumph 1135 tabletop paper trimmer features resharpenable Solingen steel blades, a precision automatic clamp, Lexan safety guard, dual-scale side guides, adjustable back gauge, non-skid feet, and durable all-metal construction for accurate, safe cutting.



A ERGONOMIC HANDLE
The specially designed handle offers enhanced comfort and safety during operation.

B EASY LIFT LEVER
The convenient "Easy Lift" release lever raises the automatic clamp post-cutting for easy paper removal.

C CUT LINE INDICATOR
The built-in cut line indicator guarantees accurate paper alignment for precise cuts.

D PRECISE LOCKABLE BACK GAUGE
For Accuracy Lockable back gauge provides precise and consistent paper alignment for accurate and reliable cutting results.

E BLADE MOUNT
The solid cast aluminum blade mount features double pivot bearings for smooth and stable blade operation.

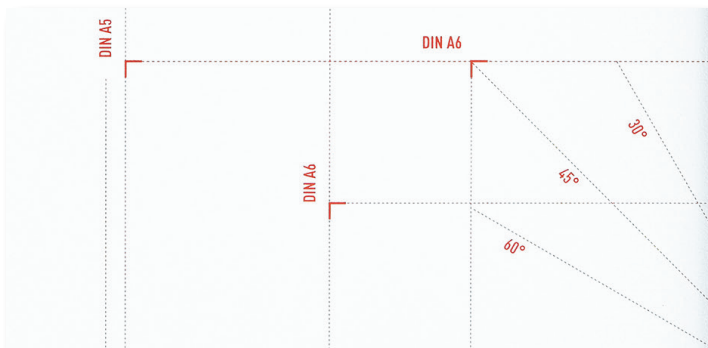

www.mbmcorp.com
843-552-2700



TRIUMPH®


1135

- Tabletop paper trimmer designed for precise and efficient cutting
- Resharpenable high-quality Solingen steel blade for long-lasting performance
- Automatic clamp with Easy Lift lever for effortless paper removal
- Precision side guides with inch and metric measurements for accurate alignment
- Adjustable back gauge for customizable paper positioning
- Standard paper sizes clearly marked on the cutting table
- Durable mounting bracket with double pivot bearings for smooth blade movement
- Sturdy all-metal construction ensures durability and stability during operation



Format Indications

For efficient and easy cutting, Standard paper sizes and various angle indications printed on the tabletop.



Steel Blade

German Solingen steel blades are self-sharpening and can be re-sharpened for continued accuracy.

Specifications:

| | | | |
|--------------------|-----------|------------------------|-----------------------|
| Cutting length | 13.75" | Dimensions (D x W X H) | 23" x 13.37" x 12.75" |
| Sheet capacity | 25* | Shipping weight | 13 lbs |
| Table size (D x W) | 15" x 12" | | |

* May vary due to variations in paper

www.mbmcorp.com
843-552-2700 **MBM**